










Legenda de condutos - TERREO	
Elétrica	
	Direta
	Teto
	Piso
Lógica	
	Teto
	Baixa
	Piso
TV Cabo	
	Teto

QD3
(27613 W)

50 A

16 16 Unipolar - P_VD (70°C) #100030

50 A

6kV 175 V - 8 kA

16 A 1.5mm 1568 W 29

10 A 1.5mm 180 W 30

20 A 2.5mm 2400 W 31

16 A 2.5mm 1200 W 32

16 A 2.5mm 2000 W 33

16 A 2.5mm 600 W 34

16 A 2.5mm 815 W 35

16 A 2.5mm 815 W 36

16 A 2.5mm 815 W 37

16 A 2.5mm 815 W 38

16 A 2.5mm 815 W 39

16 A 2.5mm 815 W 40

16 A 2.5mm 815 W 41

16 A 2.5mm 815 W 42

16 A 2.5mm 815 W 43

16 A 2.5mm 815 W 44

16 A 2.5mm 815 W 45

16 A 2.5mm 815 W 46

20 A 2.5mm 1100 W 48

20 A 2.5mm 2200 W 49

20 A 2.5mm 1100 W 50

20 A 2.5mm 2200 W 51

res

res